

**Course:** PWL.202510.AGEC.51600.001.59898: Math For Applied Econ  
**Instructor:** Yi Wang \*  
**Response Rate:** 16/20 (80.00 %)

#### 1 - YOUR CLASS

Response Option	Weight	Frequency	Percent	Percent Responses	Means
Fresh	(1)	0	0.00%		
Soph	(2)	0	0.00%		
Jr	(3)	1	6.25%		
Sr	(4)	3	18.75%		
Grad	(5)	12	75.00%		
Other	(6)	0	0.00%		
				0 25 50 100	
Response Rate					
16/20 (80.00%)					

#### 2 - EXPECTED GRADE

Response Option	Weight	Frequency	Percent	Percent Responses	Means			
A	(1)	9	56.25%	<div></div>				
B	(2)	7	43.75%	<div></div>				
C	(3)	0	0.00%					
D	(4)	0	0.00%					
F	(5)	0	0.00%					
Pass	(6)	0	0.00%					
Fail	(7)	0	0.00%					
				02550100				
Response Rate								
16/20 (80.00%)								

#### 3 - COURSE REQUIRED



Response Option	Weight	Frequency	Percent	Percent Responses	Means
Required for your major/minor	(1)	15	93.75%		
Required by school/University	(2)	0	0.00%		
Elective	(3)	1	6.25%		
				0 25 50 100	
Response Rate					
16/20 (80.00%)					

#### 4 - YOUR SCHOOL



Response Option	Weight	Frequency	Percent	Percent Responses	Means			
AG	(1)	15	93.75%	<div><div></div></div>				
ED	(2)	0	0.00%					
ENGR	(3)	0	0.00%					
HHS	(4)	0	0.00%					
LA	(5)	0	0.00%					
MGMT	(6)	0	0.00%					
PHARM	(7)	0	0.00%					
SCI	(8)	0	0.00%					
PPI	(9)	1	6.25%					
VET MED	(10)	0	0.00%					
UNDECLARED	(11)	0	0.00%					
				02550100				
Response Rate								
16/20 (80.00%)								

**Course:** PWL.202510.AGEC.51600.001.59898: Math For Applied Econ  
**Instructor:** Yi Wang \*  
**Response Rate:** 16/20 (80.00 %)

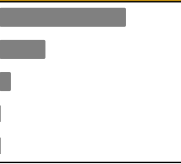

**5 - The course is well organized.**

Response Option	Weight	Frequency	Percent	Percent Responses	Means			
Strongly Agree	(5)	10	62.50%			4.63		
Agree	(4)	6	37.50%					
Neither Agree nor Disagree	(3)	0	0.00%					
Disagree	(2)	0	0.00%					
Strongly Disagree	(1)	0	0.00%					
				0 25 50 100	Question			
Response Rate				Mean		STD		Median
16/20 (80.00%)				4.63		0.50		5.00

**6 - The assignments aid me in achieving the class objectives.**

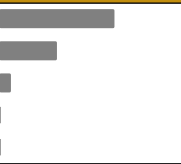

Response Option	Weight	Frequency	Percent	Percent Responses	Means			
Strongly Agree	(5)	13	81.25%			4.81		
Agree	(4)	3	18.75%					
Neither Agree nor Disagree	(3)	0	0.00%					
Disagree	(2)	0	0.00%					
Strongly Disagree	(1)	0	0.00%					
				0 25 50 100	Question			
Response Rate				Mean		STD		Median
16/20 (80.00%)				4.81		0.40		5.00

**7 - The tests or exams aid me in achieving the course objectives. [where relevant]**

Response Option	Weight	Frequency	Percent	Percent Responses	Means			
Strongly Agree	(5)	11	68.75%			4.63		
Agree	(4)	4	25.00%					
Neither Agree nor Disagree	(3)	1	6.25%					
Disagree	(2)	0	0.00%					
Strongly Disagree	(1)	0	0.00%					
				0 25 50 100	Question			
Response Rate				Mean		STD		Median
16/20 (80.00%)				4.63		0.62		5.00

**8 - The instructor communicates clearly.**





Yi Wang

Response Option	Weight	Frequency	Percent	Percent Responses	Means			
Strongly Agree	(5)	10	62.50%			4.56		
Agree	(4)	5	31.25%					
Neither Agree nor Disagree	(3)	1	6.25%					
Disagree	(2)	0	0.00%					
Strongly Disagree	(1)	0	0.00%					
				0 25 50 100	Question			
Response Rate				Mean		STD		Median
16/20 (80.00%)				4.56		0.63		5.00

**Course:** PWL.202510.AGEC.51600.001.59898: Math For Applied Econ  
**Instructor:** Yi Wang \*  
**Response Rate:** 16/20 (80.00 %)




**9 - The instructor effectively answers students' questions.**

Yi Wang

Response Option	Weight	Frequency	Percent	Percent Responses	Means			
Strongly Agree	(5)	9	56.25%					
Agree	(4)	5	31.25%					
Neither Agree nor Disagree	(3)	2	12.50%					
Disagree	(2)	0	0.00%					
Strongly Disagree	(1)	0	0.00%					
				0 25 50 100	Question			
Response Rate				Mean		STD		Median
16/20 (80.00%)				4.44		0.73		5.00




**10 - The instructor seems to care about my learning in this course.**

Yi Wang

Response Option	Weight	Frequency	Percent	Percent Responses	Means			
Strongly Agree	(5)	12	75.00%					
Agree	(4)	4	25.00%					
Neither Agree nor Disagree	(3)	0	0.00%					
Disagree	(2)	0	0.00%					
Strongly Disagree	(1)	0	0.00%					
				0 25 50 100	Question			
Response Rate				Mean		STD		Median
16/20 (80.00%)				4.75		0.45		5.00




**11 - The instructor makes time to help students.**

Yi Wang

Response Option	Weight	Frequency	Percent	Percent Responses	Means			
Strongly Agree	(5)	11	68.75%					
Agree	(4)	5	31.25%					
Neither Agree nor Disagree	(3)	0	0.00%					
Disagree	(2)	0	0.00%					
Strongly Disagree	(1)	0	0.00%					
				0 25 50 100	Question			
Response Rate				Mean		STD		Median
16/20 (80.00%)				4.69		0.48		5.00

**12 - The instructor is fair in evaluating my performance in the course.**





Yi Wang

Response Option	Weight	Frequency	Percent	Percent Responses	Means			
Strongly Agree	(5)	13	81.25%					
Agree	(4)	3	18.75%					
Neither Agree nor Disagree	(3)	0	0.00%					
Disagree	(2)	0	0.00%					
Strongly Disagree	(1)	0	0.00%					
				0 25 50 100	Question			
Response Rate				Mean		STD		Median
16/20 (80.00%)				4.81		0.40		5.00

**Course:** PWL.202510.AGEC.51600.001.59898: Math For Applied Econ  
**Instructor:** Yi Wang \*  
**Response Rate:** 16/20 (80.00 %)

**13 - The instructor created an inclusive learning environment.**

**Yi Wang**

Response Option	Weight	Frequency	Percent	Percent Responses	Means			
Strongly Agree	(5)	11	68.75%			4.63		
Agree	(4)	4	25.00%					
Neither Agree nor Disagree	(3)	1	6.25%					
Disagree	(2)	0	0.00%					
Strongly Disagree	(1)	0	0.00%					
				0 25 50 100	Question			
<b>Response Rate</b>				<b>Mean</b>	<b>STD</b>	<b>Median</b>		
16/20 (80.00%)				4.63	0.62	5.00		

**14 - We welcome your comments below. What is something/are some things that the instructor does well, e.g., something you hope that the instructor will continue to do in the class in the future?**

**Yi Wang**

**Response Rate** 7/20 (35%)

- Professor Yi Wang is very good at answering students' questions, specially during the office hours she is very welcoming and patient, thank you for your time during them!
- The instructor put her best effort to address queries of students
- Very Great!
- I think Yi is really intelligent and they showcase a true understanding of the mathematical concepts which accentuates their ability to answer questions. I think that she's understanding of student needs and devotes extreme effort in making her students feel comfortable with the material.
- The examples used in the class are really helpful!
- The instructor is a master of the course. She takes her time to explain every concepts taught in class
- Always want the students to excel by trying as much as possible to effectively solve problems that are asked by students.




**15 - Make a suggestion(s) for improving the course (a criticism alone is not helpful; tell your instructor how you would fix any problem).**

**Yi Wang**

**Response Rate** 4/20 (20%)

- The instructor should be able to solve some exercises quickly without devoting much time.
- I think with all that said because Yi has such a firm understanding of the concepts, it makes it a little difficult to follow along with her during explanations/example problems. As someone with an Ag Business background as an undergrad, I, for the most part, have not learned about half of the concepts we discussed in this course. Thus, following Yi along through proofs and examples was extremely frustrating for me as my math background is not as strong as my economics/business/agricultural science background. This is where I think Yi can take a step back to learn about what her students' backgrounds consist of and adjust her teaching style slightly so that others, much like myself, do not feel left behind. Additionally, if Yi slows down a bit when working through problems, she would communicate much more clearly because a lot of times, she would trip up somewhere in the math and have to go back and redo it, which makes it frustrating to follow along. I think Yi has a lot of potential as an instructor because she is so smart and very caring about students, and I am sure she will get better as time permits. For her first class, she did extremely well and I thank her for her extreme effort in making all our learning experiences positive.
- She assume some residual knowledge which is OK. But future classes should make some introduction to residuals knowledge which will help students from educationally less disadvantaged countries
- Although top students are admitted into Purdue, however i believe assumptions that all students should understand some topics should not be expected as some of the topics taught are new most especially for other nationals that studied in another region. I suggest the instructor should delve deeper into the basics sometimes prior to the advance.





**16 - Instructional technology is well coordinated with course materials.**

Response Option	Weight	Frequency	Percent	Percent Responses	Means			
Strongly Agree	(5)	10	71.43%			4.71		
Agree	(4)	4	28.57%					
Neither Agree nor Disagree	(3)	0	0.00%					
Disagree	(2)	0	0.00%					
Strongly Disagree	(1)	0	0.00%					
				0 25 50 100	Question			
<b>Response Rate</b>				<b>Mean</b>	<b>STD</b>	<b>Median</b>		
14/20 (70.00%)				4.71	0.47	5.00		

**Course:** PWL.202510.AGEC.51600.001.59898: Math For Applied Econ  
**Instructor:** Yi Wang \*  
**Response Rate:** 16/20 (80.00 %)

17 - My instructor shows cultural awareness and sensitivity to students.

Yi Wang

Response Option	Weight	Frequency	Percent	Percent Responses	Means			
Strongly Agree	(5)	11	78.57%		 4.71			
Agree	(4)	2	14.29%					
Neither Agree nor Disagree	(3)	1	7.14%					
Disagree	(2)	0	0.00%					
Strongly Disagree	(1)	0	0.00%					
				0   25   50   100	Question			
Response Rate				Mean	STD		Median	
14/20 (70.00%)				4.71	0.61		5.00	